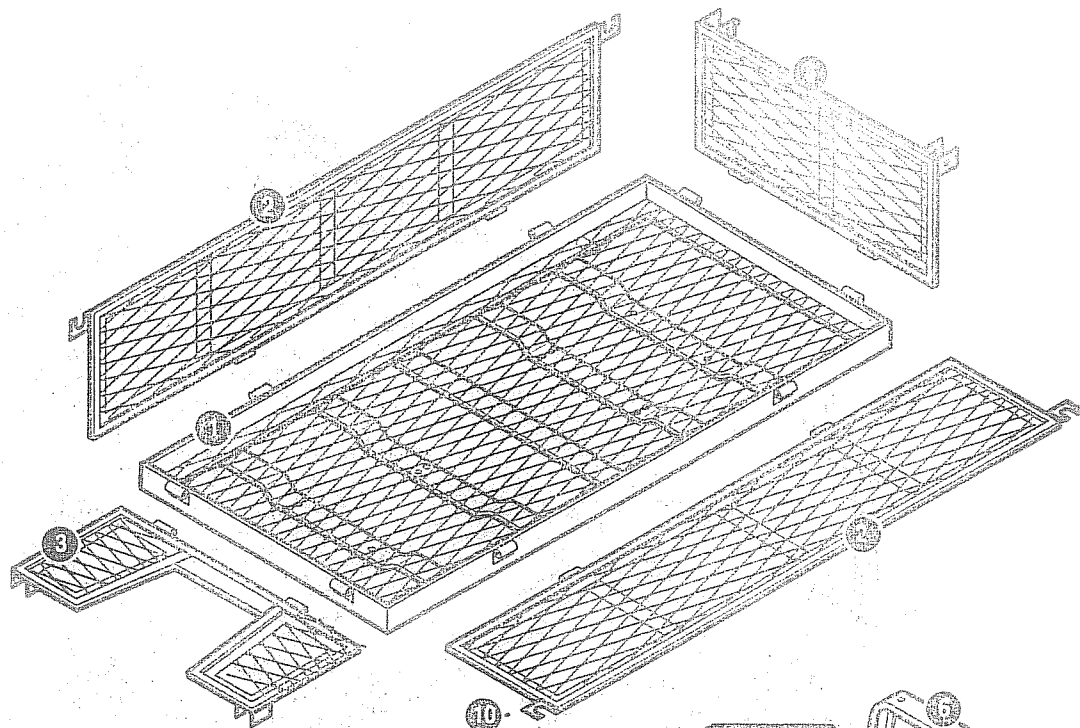


PARTS AND HARDWARE IDENTIFICATION

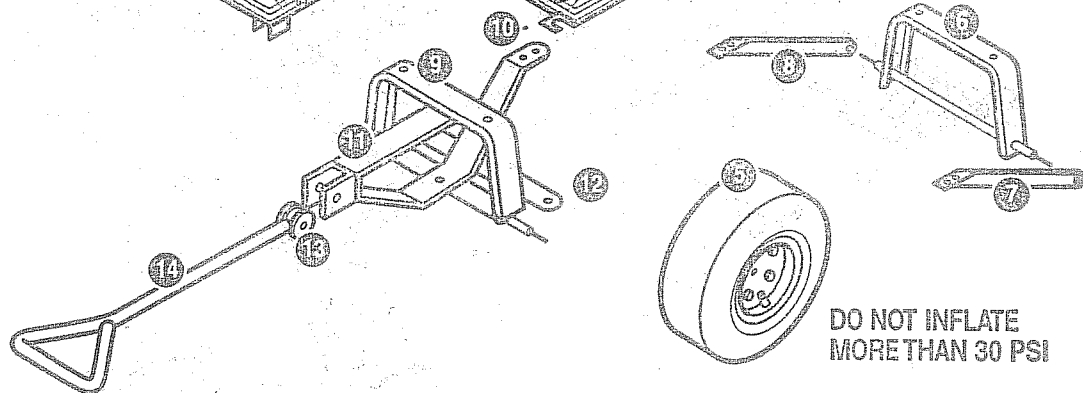
MAIN FRAME PARTS

- 1 GC99-1 Bed (1 piece)
- 2 GC99-2 Sides (2 pieces)
- 3 GC99-3 Front (1 piece)
- 4 GC99-4 Back (1 piece)
- 5 GC99-5 13" x 5.00-6 Wheels (4 pieces)



REAR SUPPORT ASSEMBLY

- 6 GC99-6 Rear Axle Support (1 piece)
- 7 GC99-7 Left Rear Axle Brace (1 piece)
- 8 GC99-8 Right Rear Axle Brace (1 piece)




DO NOT INFLATE MORE THAN 30 PSI

FRONT SUPPORT ASSEMBLY

- 9 GC99-9 Front Axle Support (1 piece)
- 10 GC99-10 Center Front Axle Brace (1 piece)
- 11 GC99-11 Yoke (1 piece)
- 12 GC99-12 Steering Link Connector (1 piece)
- 13 GC99-13 Plastic Coupling (1 piece)
- 14 GC99-14 Pull Handle (1 piece)

ASSEMBLY HARDWARE

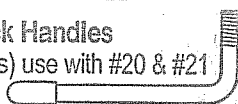
GC99-16 quick Release Pin (8 pieces)



GC99-17 Nuts w/Lock Inserts 6x68mm (8 pieces)



GC99-19 Lock Handles 8mm (4 pieces) use with #20 & #21



GC99-20 Washers #20 8mm (5 pieces)



GC99-21 Nuts w/Lock Inserts #21 8mm (15 pieces)



GC99-22 Wheel Spacer Bushings (4 pieces)



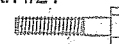
GC99-22 Wheel Acorn Nuts 12mm (4 pieces)



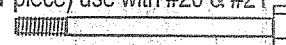
GC99-24 Wheel Lock Washers 12mm (4 pieces)



GC99-25 Carriage Support Bolts 8x20mm (10 pieces) use with #21



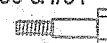
GC99-26 Pull Handle Bolt 8x80mm (1 piece) use with #20 & #21



GC99-27 Short Steering Assembly Shoulder Bolt 8x15mm (3 pieces) use with #30 & #31



GC99-28 Long Steering Assembly shoulder Bolt 8x17mm (1 piece) use with #30 & #31



GC99-30 Washers #30 6mm (4 pieces)



GC99-31 Nuts w/lock Inserts #31 6mm (4 pieces)



EXPLODED DRAWING FOR ASSEMBLY

